

2018  
Interstate  
EXT



**AIRSTREAM®**



“Luxe collaboration between Airstream and Mercedes-Benz.”

— *Men's Journal*







# Turnkey adventure.

The Airstream Interstate EXT is what happens when an American icon meets the world's premier carmaker. The end result is something that drives as perfectly as it sleeps. A combination of luxury touring coach and private jet. Ready to go at the turn of a key and perfect for any adventure – wine country, tailgates, golf trips or exploring our national parks. The only thing you'll be missing with an Interstate is an excuse to stay home.





# Experience the legends ...

## Airstream

Founded in 1931, Airstream is truly an American icon. With a sterling reputation, built on a foundation of unique designs, futuristic innovations and dependable durability, Airstream has been inspiring adventures for over 85 years.

## Mercedes-Benz

Since its inception in 1886, Mercedes-Benz has also been renowned and synonymous with unmatched automotive luxury, performance and advanced technologies.







It's no surprise, when these two world-class companies rallied together to create the Airstream Interstate, it made perfect sense. By pairing sleek Airstream styling with the precision engineering of the Mercedes-Benz Sprinter, the result is a seamless expression of power, opulence, comfort and reliability: the Airstream Interstate.

All Airstream Interstates are luxuriously appointed with a variety of stunning colors, finishes, and fabrics. Your options abound – choose the seating, socializing and sleeping arrangements that best fit your individual preference.





# Often imitated, never replicated.

Everything in or on the Airstream Interstate EXT – from cabinets to curtains, power awning to engine – performs as well as it drives. This motor coach has no equal at any trim level, with 50 best-in-class features that come standard. Yes, standard. Every touch point, latch, door and button is reassuringly solid – letting you know it's well crafted for a lifetime of use.











Interstate Lounge EXT





*Plenty of galley for everything from breakfast to cocktail hour.*





Interstate Grand Tour EXT





Luxury, squared.



*Best-in-class storage systems.*



## Four Wheel Drive, On Demand.



*Optional on demand, four wheel drive maintains the utmost traction, stability, and control.*

## Ride on Air.



*Optional air suspension system for improved drivability, stability, and comfort.*





The power to go anywhere.  
The comfort to keep you there.





# Best-in-Class Features

## Performance

When it comes to performance, unsurpassed quality and unbeatable durability, Airstream® and Mercedes-Benz® lead the way. The award-winning Mercedes-Benz Sprinter is built to Airstream's unique specifications to ensure that dozens of premium chassis upgrades come standard on every Airstream Interstate.

### CHASSIS

- ★ Mercedes-Benz® Sprinter 3500 extended
- ★ Mercedes-Benz® 3.0L V6 turbo diesel
- ★ 5-Speed automatic transmission
- ★ 188 horsepower / 325 lbs torque
- ★ 20,000 mile oil maintenance intervals
- ★ 5,000 pounds towing capacity
- ★ BlueTEC emission & fuel reduction technology
- ★ Battery assist
- ★ In-dash maintenance monitoring system
- ★ Multi-function steering wheel w/trip computer
- ★ Tilt & telescopic steering wheel
- ★ Heated windshield
- ★ Heated driver & passenger swivel seats
- ★ Heated power mirrors
- ★ Rear window defrost
- ★ Power windows
- ★ Power door locks
- ★ Hidden storage compartment
- ★ Overhead map lights
- ★ Overhead compartment for sunglasses
- ★ Locking glove box
- ★ Driver & passenger door entry lighting
- ★ Entry assist handles at each door
- ★ Custom floor mats
- ★ Alcoa® DuraBright forged aluminum wheels
- ★ All season tires
- ★ Hidden spare tire
- ★ High gravity suspension package
- ★ Heavy duty shocks
- ★ Heavy duty springs
- ★ Heavy duty stabilizer bars
- ★ Heavy duty bushings
- ★ Heavy duty brakes
- ★ Heavy duty 220 amp alternator
- ★ Leather wrapped steering wheel

- ✓ Amazing car like handling
- ✓ Easy to drive
- ✓ Quick acceleration
- ✓ Outstanding torque
- ✓ Exceptional fuel mileage (18+ MPG)
- ✓ Maximum strength & durability



## Safety

Your safety is Airstream's and Mercedes-Benz' highest priority. Dozens of landmark safety innovations have been integrated into the Airstream Interstate to help protect you, your passengers and your cargo.

### SAFETY

- ★ Multiple safety airbags
- ★ Child tethers on select floorplans
- ★ Collision prevention assist
- ★ Lane keeping assist
- ★ Blind spot assist
- ★ Front & rear parking assist
- ★ Trailer stability assist
- ★ High beam assist
- ★ Rear camera assist
- ★ Side camera(s) assist
- ★ Rear view monitor assist
- ★ Load adaptive electronic stability program
- ★ Automatic rain sensing wipers
- ★ Bi-Xenon headlights
- ★ Headlamp cleaning system
- ★ Automatic headlamp on and off
- ★ Fog lamps
- ★ First aid kit
- ★ Emergency flashlight
- ★ Fire extinguisher
- ★ LP gas detector
- ★ Smoke & CO alarm

- ✓ Superior safety
- ✓ State of the art systems
- ✓ Feel confident & in control



Collision Prevention Assist




Lane Keeping Assist



Blind Spot Assist



Side View Camera



Rear View Camera



Electronic Stability Program (ESP)



# Airstream + Mercedes-Benz

## Design

World-renowned quality, craftsmanship and engineering goes into all aspects of design from luxurious interiors to exquisite exteriors along with technological excellence that delivers the most highly advanced state-of-the-art systems on the road today.

### INTERIOR

- ★ Airstream® interior design & styling
- ★ Aluminum ceiling & trim
- ★ High gloss laminate cabinetry
- ★ Flush mount & solid shut cabinet hardware
- ★ Slide-free interior cabinet finish out
- ★ Ultraleather® seating
- ★ Dupont Corian® countertop
- ★ Magic Suede® on walls & window coverings
- ★ Marine plank style synthetic flooring
- ★ Power day/night shades w/remote control
- ★ Adjustable LED lighting
- ★ Vanity mirrors in cockpit visors

- ✓ Luxuriously appointed
- ✓ Stunning colors, finishes, and fabrics
- ✓ Bold, beautiful, contemporary design



Grand Tour Side Screen Door

### EXTERIOR

- ★ Automotive exterior design & styling
- ★ Full body kit (front, sides, rear)
- ★ Chrome enhancement kit
- ★ Airstream® & Mercedes-Benz® badging
- ★ Integrated hidden hitch cover
- ★ 3M® Protective Film on rear bumper
- ★ OE factory color coded components
- ★ Power auto-retract entry step
- ★ Undercarriage LED lighting
- ★ LED lighting service box locations
- ★ Locking service boxes
- ★ LED patio light
- ★ Armless power awning w/LED adjustable lighting
- ★ Aerodynamic awning transition caps
- ★ Side screen door
- ★ Rear power screen door

- ✓ Beautiful body lines & superior stance
- ✓ Uncompromising presence on the road
- ✓ Sleek, sophisticated & stunning style
- ✓ Stand apart from the crowd



Rear Power Screen Door

### SYSTEMS

- ★ Construction – 7 layer/1.5 inch composite flooring system, EcoBatt® insulation throughout, premium heavy duty grade materials, latches, and hardware
- ★ Plumbing – macerator waste pump with power hose reel with power knife valves, heated fresh and grey tanks, tankless hot water heater
- ★ Electrical – multiplex touchpad electronic controls w/ 7 inch master control screen and integrated energy management system, LP generator w/noise-reduction resonator, 2 AGM house batteries, converter/inverter, & 300 watts of solar panels
- ★ NAV – highly advanced GPS navigation system
- ★ Storage – integrated storage throughout including overhead, under beds/sofa, galley and more
- ★ Entertainment – In-dash multimedia with satellite & HD radio, Pandora®, smart phone connectivity and much more; in-cabin HD LED widescreen TV (2), Blu-Ray™ Player, in-motion local TV antenna, pre-wired for satellite systems
- ★ Options – four-wheel drive, rear air suspension with automatic ride height

- ✓ Solid, heavy duty, rattle free construction
- ✓ High-grade materials & components
- ✓ Superior sound deadening from road noise
- ✓ Outstanding insulation from cold/hot conditions
- ✓ Advanced onboard systems with ease of use
- ✓ Well designed. Well built.

### SUPPORT


- ★ 24/7 Emergency Roadside Assistance & 24/7 Technical Hotline
- ★ 3 Year/36,000 Mile Warranty
- ★ Coast to Coast Dealer Network



LED Undercarriage Lighting




Power Day/Night Shades



Armless Power Awning with LED Lighting



Centralized System Controls



Premium Cabinetry



# Floorplans

## Interstate Lounge EXT



*Bed Conversion*



*Lounge EXT*

## Interstate Grand Tour EXT



*Bed Conversion*



*Grand Tour EXT*



*Bed Conversion*



*Grand Tour EXT Twin*



*Rest stop without the stopping.*



# Exterior Colors



*Available in three exterior colors: Brilliant Silver Metallic, Arctic White, or Jet Black.*






# Interior Décor



**Columbian Walnut**



Oyster



Black

Ultraleather® Seating Choice



Countertop



Flooring



Cabinetry



**Light Camel**



Oyster



Black

Ultraleather® Seating Choice



Countertop



Flooring




Cabinetry





## Beach Wood



Moon



Black

Ultraleather® Seating Choice



Countertop



Flooring



Cabinetry



*The handy workstation (Grand Tour EXT only) is the perfect place to catch up on the day's events, check in with work or write your masterpiece.*



## Interstate Lounge EXT Specifications

Chassis	Mercedes-Benz® Sprinter 3500 Extended
Engine	Mercedes-Benz® 3.0L V6 Turbo Diesel
Emissions	BlueTEC SCR Technology, 50 State – EPA/CARB Standards
Horsepower	188 HP / 325 lbs torque
Transmission	5 Speed Automatic
Axle Ratio	3.92
Wheelbase	170 in.
MPG*	18+ Estimated Highway
Chassis Safety System	Mercedes-Benz® Adaptive ESP® (Electronic Stability Program)
GVWR/GCWR	11,030 lbs/15,250 lbs
UBW	9,087 lbs
OCCC	1,943 lbs
Tow Package	Mercedes-Benz® Hitch, 7 Pin Trailer Plug, Brake Control Pre-wired
Tow Capacity**	Up to 5,000 lbs
Trailer Safety System	Mercedes-Benz® Trailer Stability Assist System
Overall Length	24 ft. 1 in.
Overall Height	9 ft. 8 in. (including A/C)
Overall Width	6 ft. 7.7 in.
Interior Height/Width	6 ft. 2.25 in. / 5 ft. 10 in.
Tank Capacities	26 gals (Fresh), 27 gals (Grey), 13 gals (Black)
LPG	14.55 gals (61.9 lbs) 77% fill
Diesel Fuel	24.5 gals
Air Conditioner	13,500 BTU
Furnace	16,000 BTU

Water Heater	60,000 BTU On-Demand Continuous Flow
Heated Tanks	Fresh and Grey Tanks (12 volt)
Refrigerator & Freezer	3.1 cu. ft. (12 volt and 110 volt)
Microwave	1.2 cu. ft. Drawer Microwave
Cooktop	2 Burner with Integrated Cover
Safety Components	LP Gas Detector, Smoke and CO <sub>2</sub> Alarm, Fire Extinguisher, First Aid Kit
Plumbing System	Macerator Pump System
TV Antenna	Omni Directional In-motion VHF/UHF
TV Cable	Cable TV Outlets/Hook-ups
TV Satellite	Pre-wired for Satellite Dish
Electrical System	Touch Screen/Touch Pad Electronic Controls with Energy Management System
Converter/Inverter	50 amp Multi-stage Charger, 1,000 Watt Pure Sine Inverter
Generator	2.5 kW (LPG) with Remote Start and Ultra Quiet Resonator
Batteries (Coach)	2 – 12 Volt Deep Cycle Maintenance Free Group 24 AGMs
Shore Power	30 amp/110 Volt Service
Solar Power	300 Watt Solar System
Support	24/7 365 Roadside Assistance
Warranty***	3 Years/36,000 Miles Airstream 3 Years/36,000 Miles Mercedes-Benz® 5 Years/100,000 Miles Mercedes-Benz® Engine

\* Actual mileage may vary due to load, driving style, and overall conditions.

\*\* Typical tow capacity will range from 4,200-5,000 lbs dependent upon build spec and intended vehicle loading with people, cargo, and fluids.

\*\*\* New Vehicle Limited Warranty. Individual components may vary. See Owners Manual for specific warranty coverage and information.



## Safety Features

Multiple Safety Air Bags	STD
Collision Prevention Assist	STD
Lane Keeping Assist	STD
Blind Spot Assist	STD
Front & Rear Parking Assist	STD
High Beam Assist	STD
Rear & Side Camera Assist	STD
Rain Sensing Windshield Wipers	STD
Spare Tire	STD
Child Safety Tether Anchors (2)	STD



## Cockpit Features

Heated Driver/Passenger Seats	STD
Tilt & Telescopic Steering Wheel	STD
Multifunctional Steering Wheel	STD
Locking Glove Box	STD
Entry Door Lighting	STD
Overhead Map Lights	STD
In-Dash Maintenance Monitoring System	STD
Touch Screen NAV/SAT Radio/DVD System (8 in.)	STD
Rear & Side View Camera Monitor	STD
Custom Carpet Floor Mats	STD
Privacy Shades	STD



## Exterior Features

Full Body Kit	STD
Hidden Hitch Cover Rear Bumper	STD
3M® Protective Film Rear Bumper	STD
Fog Lamps	STD
Alcoa® DuraBright Aluminum Wheels	STD
Bi-Xenon Headlights with Washer System	STD
Heated Windshield	STD
Power Heated Mirrors	STD
Power Armless Awning with Auto-Retract	STD
Power Entry Step (sliding side door)	STD
LED Lighting – patio, service box locations, adjustable awning & under carriage	STD
Locking Service Boxes	STD
Exterior Shower with Hot & Cold Water	STD
LP Accessory Hook-up (Grill)	STD
Power Rear Screen	STD
Side Screen Door (Accordion Style)	STD
110V Outlet & HDMI Output	STD
Air Ride Suspension (N/A with 4-Wheel Drive)	OPT
4-Wheel Drive (N/A with Air Ride Suspension)	OPT

## Main Cabin Features

Signature Aluminum Ceiling & Trim	STD
High Gloss Laminate Cabinetry	STD
Flush-Mount & Solid Shut Cabinets	STD
Ultraleather® Seating	STD
Magic Suede® on Walls & Window Coverings	STD
Power Day/Night Window Shades w/Remote	STD
Plank Style Synthetic Flooring	STD
Adjustable LED Lighting	STD
Dupont Corian® Pedestal Table (1)	STD
LED Widescreen HDTVs (2)	STD
Blu-Ray™ Player	STD
Power Rear Sofa	STD
Pass-Thru Rear Storage	STD
USB Charging Ports	STD
Overhead Wardrobe Closet	OPT
Rear Hidden Floor Storage (N/A with Air Ride Suspension)	STD
Additional Rear Seat	STD
Fantastic® Fan with Rain Sensor	STD

## Bathroom (Wet Bath) Features

Toilet	STD
One-Piece Shower	STD
Sink with Articulated Mirror	STD
Retractable Clothes Line	STD
Towel Rack	STD
Riveted Aluminum Porthole Door	STD

## Galley Features

Dupont Corian® Countertop with Backsplash	STD
Dupont Corian® Galley Flip-up Shelf	STD
Sink with Integrated Cover	STD
Cooktop with Integrated Cover	STD

Information and Specifications are based on the 2018 model year and are subject to change without notice. For additional information, consult your Authorized Airstream Dealer.



## Interstate Grand Tour EXT Specifications

Chassis	Mercedes-Benz® Sprinter 3500 Extended
Engine	Mercedes-Benz® 3.0L V6 Turbo Diesel
Emissions	BlueTEC SCR Technology, 50 State – EPA/CARB Standards
Horsepower	188 HP / 325 lbs torque
Transmission	5 Speed Automatic
Axle Ratio	3.92
Wheelbase	170 in.
MPG*	18+ Estimated Highway
Chassis Safety System	Mercedes-Benz® Adaptive ESP® (Electronic Stability Program)
GVWR/GCWR	11,030 lbs/15,250 lbs
UBW	8,744 lbs (GT Twin), 9,110 lbs (GT)
OCOC	2,286 lbs (GT Twin), 1,920 lbs (GT)
Tow Package	Mercedes-Benz® Hitch, 7 Pin Trailer Plug, Brake Control Pre-wired
Tow Capacity**	Up to 5,000 lbs
Trailer Safety System	Mercedes-Benz® Trailer Stability Assist System
Overall Length	24 ft. 4.5 in.
Overall Height	9 ft. 8 in. (including A/C)
Overall Width	6 ft. 7.7 in.
Interior Height/Width	6 ft. 2.25 in. / 5 ft. 10 in.
Tank Capacities	26 gals (Fresh), 27 gals (Grey), 14 gals (Black)
LPG	14.55 gals (61.9 lbs) 77% fill
Diesel Fuel	24.5 gals
Air Conditioner	13,500 BTU
Furnace	16,000 BTU

Water Heater	60,000 BTU On-Demand Continuous Flow
Heated Tanks	Fresh and Grey Tanks (12 volt)
Refrigerator & Freezer	5.0 cu. ft. Fridge/1.6 cu. ft. Drawer Freezer (110 volt)
Microwave	1.2 cu. ft. Drawer Microwave
Cooktop	2 Burner with Integrated Cover
Safety Components	LP Gas Detector, Smoke and CO <sub>2</sub> Alarm, Fire Extinguisher, First Aid Kit
Plumbing System	Macerator Pump System
TV Antenna	Omni Directional In-motion VHF/UHF
TV Cable	Cable TV Outlets/Hook-ups
TV Satellite	Pre-wired for Satellite Dish
Electrical System	Touch Screen/Touch Pad Electronic Controls with Energy Management System
Converter/Inverter	50 amp Multi-stage Charger, 1,000 Watt Pure Sine Inverter
Generator	2.5 kW (LPG) with Remote Start and Ultra Quiet Resonator
Batteries (Coach)	2 – 12 Volt Deep Cycle Maintenance Free Group 24 AGMs
Shore Power	30 amp/110 Volt Service
Solar Power	300 Watt Solar System
Support	24/7 365 Roadside Assistance
Warranty***	3 Years/36,000 Miles Airstream 3 Years/36,000 Miles Mercedes-Benz® 5 Years/100,000 Miles Mercedes-Benz® Engine

\* Actual mileage may vary due to load, driving style, and overall conditions.

\*\* Typical tow capacity will range from 4,200-5,000 lbs dependent upon build spec and intended vehicle loading with people, cargo, and fluids.

\*\*\* New Vehicle Limited Warranty. Individual components may vary. See Owners Manual for specific warranty coverage and information.



## Safety Features

Multiple Safety Air Bags	STD
Collision Prevention Assist	STD
Lane Keeping Assist	STD
Blind Spot Assist	STD
Front & Rear Parking Assist	STD
High Beam Assist	STD
Rear & Side Camera Assist	STD
Rain Sensing Windshield Wipers	STD
Spare Tire	STD



## Cockpit Features

Heated Driver/Passenger Seats	STD
Tilt & Telescopic Steering Wheel	STD
Multifunctional Steering Wheel	STD
Locking Glove Box	STD
Entry Door Lighting	STD
Overhead Map Lights	STD
In-Dash Maintenance Monitoring System	STD
Rear & Side View Camera Monitor	STD
Touch Screen NAV/SAT Radio/DVD System (8 in.)	STD
Custom Carpet Floor Mats	STD
Privacy Shades	STD

## Exterior Features

Full Body Kit	STD
Hidden Hitch Cover Rear Bumper	STD
3M® Protective Film Rear Bumper	STD
Fog Lamps	STD
Alcoa® DuraBright Aluminum Wheels	STD
Bi-Xenon Headlights with Washer System	STD
Heated Windshield	STD
Power Heated Mirrors	STD
Power Armless Awning with Auto-Retract	STD
Power Entry Step (sliding side door)	STD
LED Lighting – patio, service box locations, adjustable awning & under carriage	STD
Locking Service Boxes	STD
Exterior Shower with Hot & Cold Water	STD
LP Accessory Hook-up (Grill)	STD
Power Rear Screen	STD
Side Screen Door (Sliding Panel)	STD
110V Outlet & HDMI Output	STD
Air Ride Suspension (N/A with 4-Wheel Drive)	OPT
4-Wheel Drive (N/A with Air Ride Suspension)	OPT

## Main Cabin Features

Signature Aluminum Ceiling & Trim	STD
High Gloss Laminate Cabinetry	STD
Flush-Mount & Solid Shut Cabinets	STD
Ultraleather® Seating	STD
Magic Suede® on Walls & Window Coverings	STD
Built-in Work Station	STD
Power Day/Night Window Shades w/Remote	STD
Plank Style Synthetic Flooring	STD
Adjustable LED Lighting	STD
Dupont Corian® Pedestal Table (1)	STD
LED Widescreen HDTVs (2)	STD
Blu-Ray™ Player	STD
Power Rear Sofa (GT)	STD
Twin Rear Beds (GT Twin)	STD
Pass-Thru Rear Storage (GT)	STD
USB Charging Ports	STD
Locking Security Drawer (GT Twin)	STD
Pantry with Built-In Drawers & Shelves	STD
Overhead Wardrobe Closet (GT)	OPT
Rear Hidden Floor Storage (N/A with GT Twin or Air Suspension)	STD
Under Bed Storage Solutions (GT Twin)	STD
Fantastic® Fan with Rain Sensor	STD
Riveted Aluminum Porthole Door	STD
Additional Rear Seat (GT)	STD

## Bathroom (Wet Bath) Features

Toilet	STD
One-Piece Shower	STD
Sink with Articulated Mirror	STD
Retractable Clothes Line	STD
Towel Rack	STD

## Galley Features

Dupont Corian® Countertop with Backsplash	STD
Dupont Corian® Galley Flip-up Shelf	STD
Sink with Integrated Cover	STD
Cooktop with Integrated Cover	STD
Waste Basket & Paper Towel Holder (built-in under galley top)	STD

Information and Specifications are based on the 2018 model year and are subject to change without notice. For additional information, consult your Authorized Airstream Dealer.







## Best-in-class comes standard.

There's not just one reason why the Airstream Interstate has been the top selling Class B touring coach in the U.S. for the last five years in a row. With over 50 best-in-class features in every Interstate, the standard level of comfort and sophistication you deserve takes on new meaning.

**Roll with the best.® Roll with Airstream® + Mercedes Benz®.**

## AIRSTREAM

419 West Pike Street  
P.O. Box 629  
Jackson Center, OH  
45334 USA

937-596-6111  
[www.airstream.com](http://www.airstream.com)



### Our Exclusive Partner

Airstream is an exclusive partner of the Mercedes-Benz® Club of America and every purchase of a new Airstream Interstate Touring Coach comes with a **free one-year MBCA membership.**

Product information, specifications, and photography in this brochure were as accurate as possible at time of printing. Photographs may contain some features that are optional on your vehicle. Since we continually strive to improve our products, actual products may differ. Prices and specifications are subject to change without notice. All capacities are approximate and dimensions are nominal. Some features or options may be different or unavailable in other countries.

Warning – The recreational vehicle weight must remain within the manufacturer's specified chassis weight limit. Do not overload the recreational vehicle through the addition of water, options, cargo or otherwise.

AIRSTREAM® and all related model names, slogans, logos and trademarks used herein are owned or used under license by Airstream, Inc.

All content and images  
© Airstream 2017 & 2018

INTST EXT 30k 6/17

**LaMESA RECREATION**

[LaMesaRV.com](http://LaMesaRV.com)  
800-496-8778